

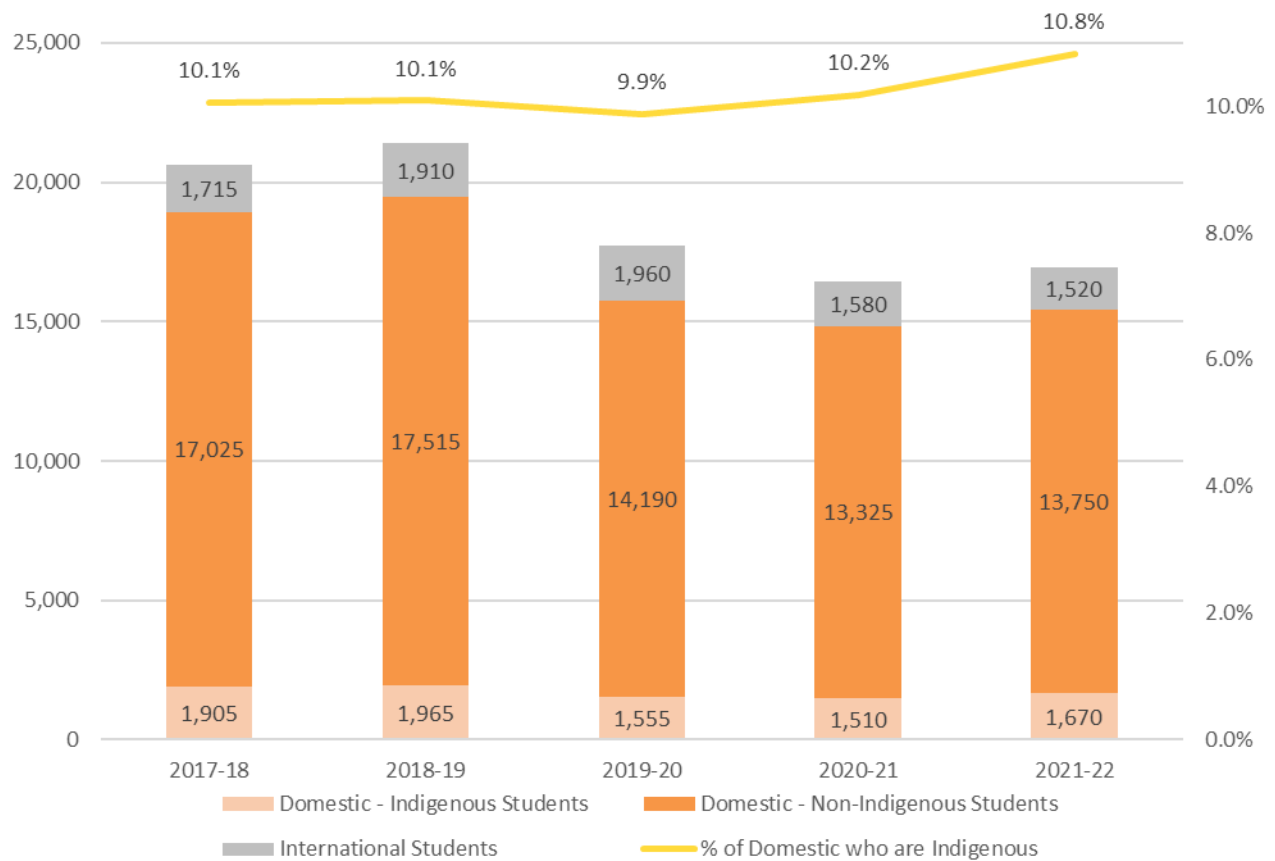
Okanagan College Annual Student Totals

Prepared by: OC Institutional Research

Last Updated: August 15, 2023

For any questions, please contact: InstitutionalResearch@okanagan.bc.ca

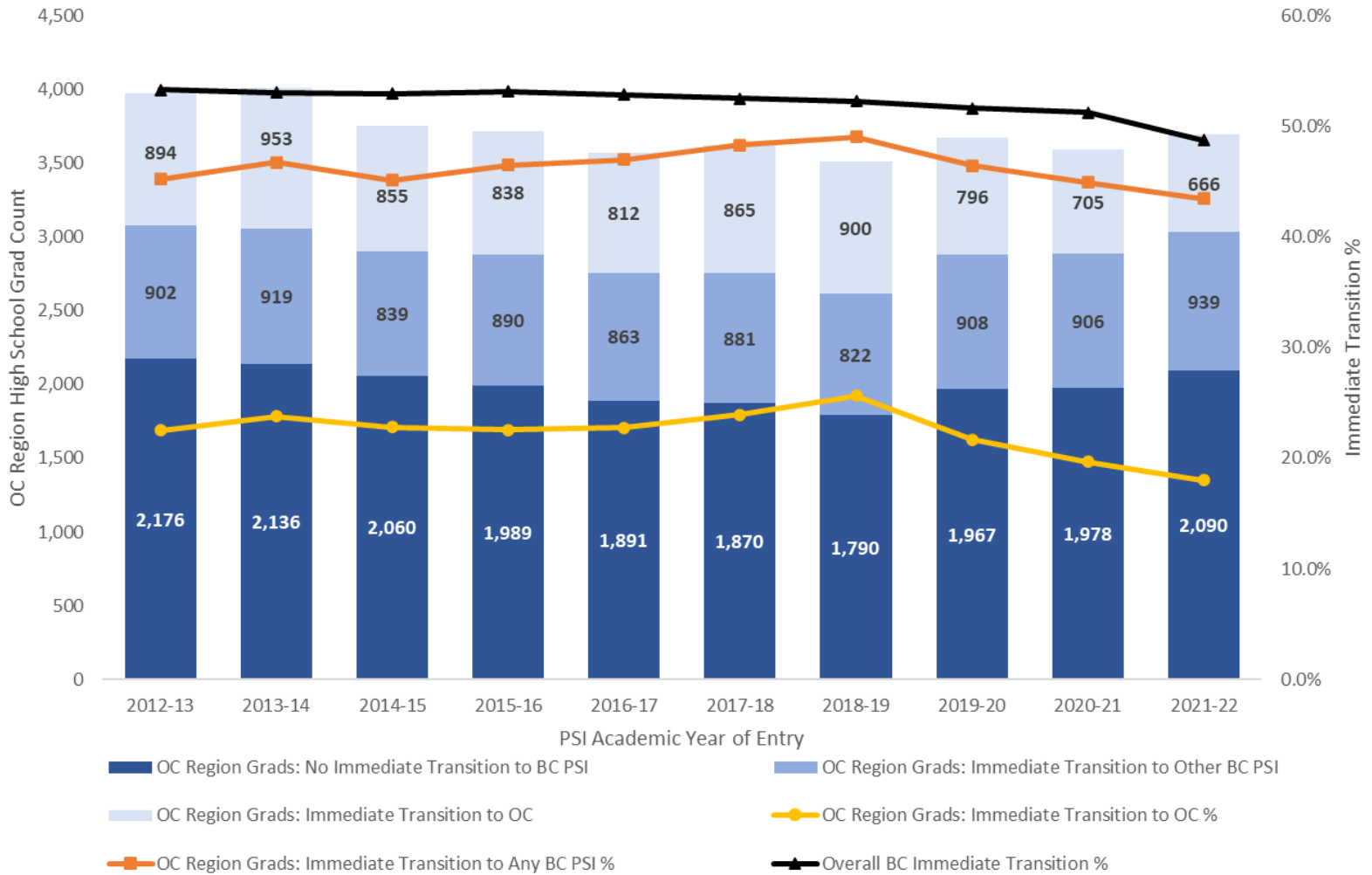
Okanagan College Total Headcount by Academic Year



Qualifying Notes - Headcount

1. Student headcount results are reported by academic year (September 1 to August 31).
 - a. Students are only counted once in an academic year regardless of the number of courses and/or programs they are enrolled in within the given year.
 - b. Student headcount represents the number of students registered in all reported instructional activity, including skills courses (e.g. community education) and developmental activity (e.g. qualifying/remedial).
2. Students who pay an international fee for at least one course in the fiscal year period reported are deemed to be international students.
3. Indigenous learners are students with Indigenous ancestry who self-identify as Indigenous, First Nations, Metis, or Inuit in the BC K-12 education system or at a BC public post-secondary institution. The Non-Indigenous category may include Indigenous learners who have not self-identified.
4. Data Source: BC Central Data Warehouse (CDW).

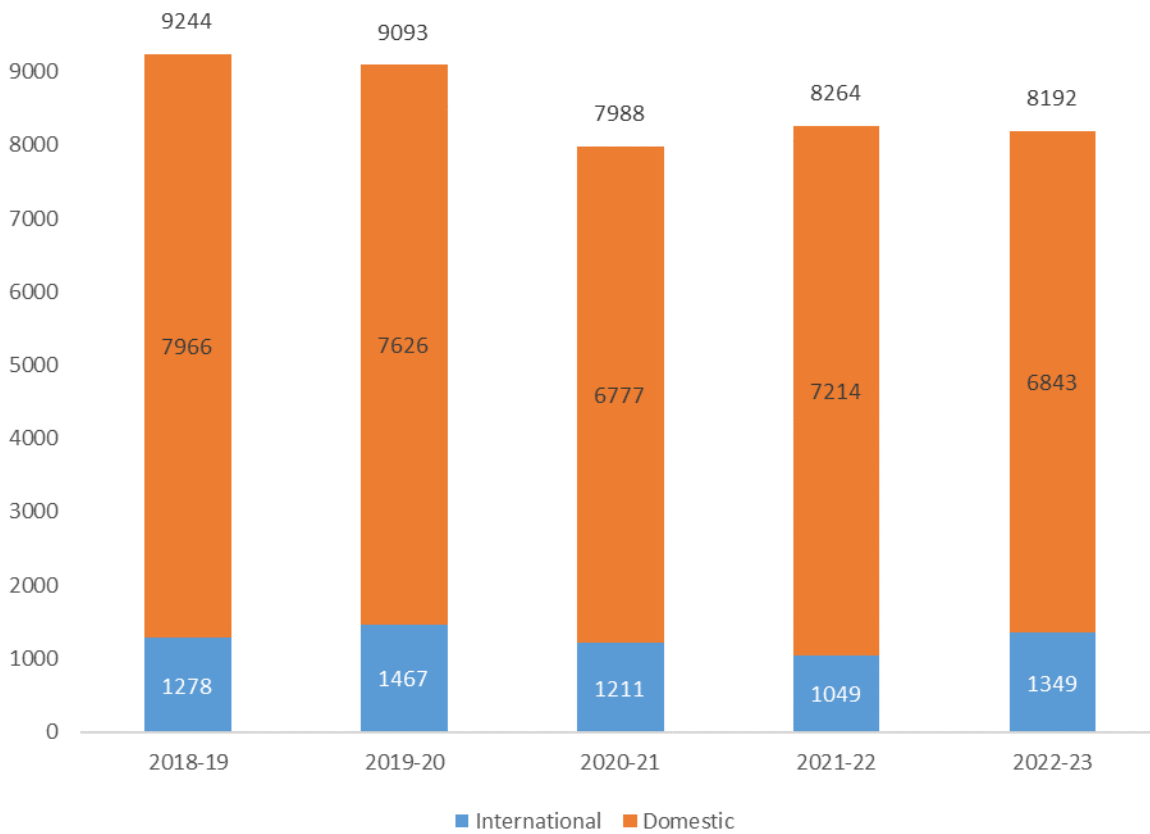
High School Graduate Immediate Transitions to BC Post-Secondary Institutions Okanagan College Region



Qualifying Notes – High School Transitions

1. The above chart displays Okanagan College (OC) Region high school graduates and whether they immediately transitioned to a BC Post Secondary Institution (PSI).
2. Students are considered to have made an *Immediate Transition* to a BC PSI if they enrolled in a BC PSI within one year of graduating high school.
3. Students are reported under their *PSI Academic Year of Entry*, indicating that they graduated from an OC Region high school in the prior year. Academic year is defined as September 1 to August 31.
 - a. For example, consider the 2021-22 Academic Year:
 666 students graduated from an OC Region high school in the 2020-21 school year and immediately transitioned to Okanagan College in 2021-22. 939 students graduated from an OC Region high school in the 2020-21 school year and immediately transitioned to a non-OC BC PSI in 2021-22. Finally, 2,090 students graduated from an OC Region high school in the 2020-21 school year and did not immediately transition to a BC PSI in 2021-22.
4. Immediate transition rates are provided for both OC Region Grads transitioning to OC and OC Region Grads transitioning to any BC PSI (including OC).
5. An overall BC immediate transition rate is also provided for comparison purposes. This metric displays the percentage of all BC high school graduates who immediately transitioned to any BC PSI in a given academic year.
6. Data Source: BC Student Transitions Project (STP).

Okanagan College Total FTEs by Fiscal Year



Qualifying Notes - FTEs

1. Full-Time Equivalent (FTE) results are reported by fiscal year (April 1 to March 31).
 - a. FTEs are generated by students who are enrolled in instructional activity and are calculated based on the student’s program at the time of their enrolment in the course section.
 - b. Student FTEs are comprised of all reported instructional activity, including students enrolled in skills courses (e.g. community education) and developmental activity (e.g. qualifying/remedial).
2. Students who pay an international fee for at least one course in the fiscal year period reported are deemed to be international students.
3. Data Source: BC Central Data Warehouse (CDW).