

Making your video clips show up on the LCD projector.

The issue: Video clips work fine on the laptop, but when connected to an LCD projector, the video does not appear on the projection screen and shows just a black box. Often seen in Powerpoint, but can occur in other software that plays movies.

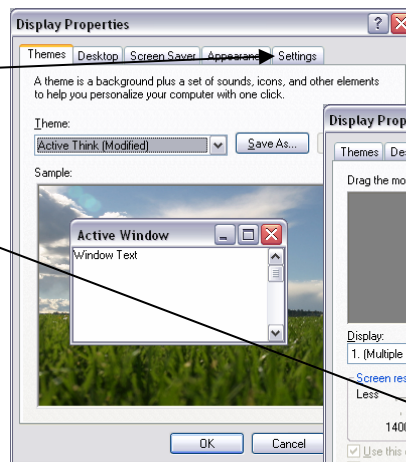
To solve this problem, try disabling video hardware acceleration.

How to universally disable video hardware acceleration for Windows XP:

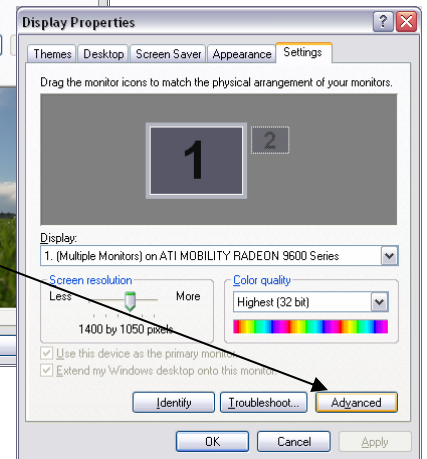
Right click the Windows desktop and choose Properties from the pop up menu.



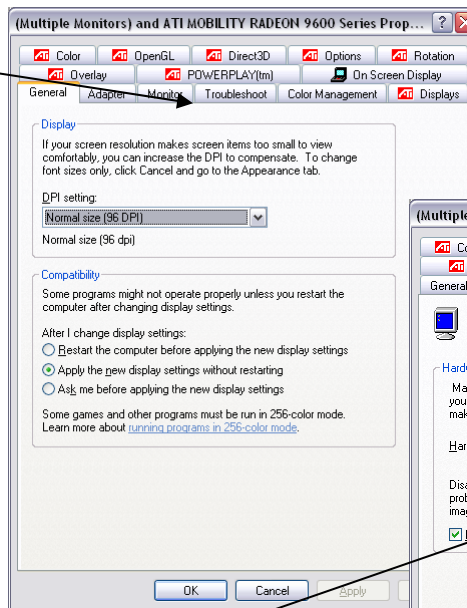
Click the Settings tab



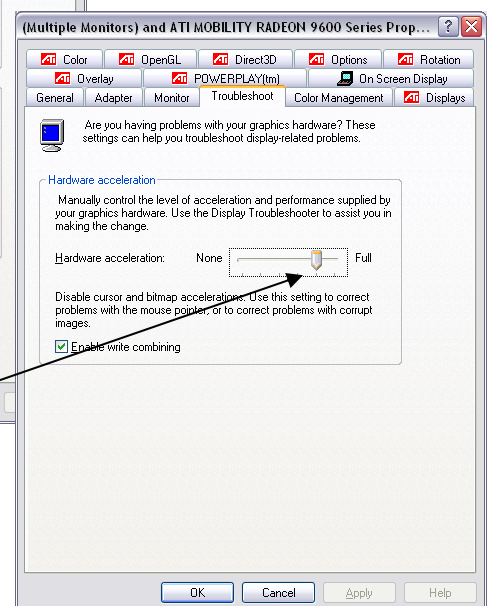
and then click Advanced.



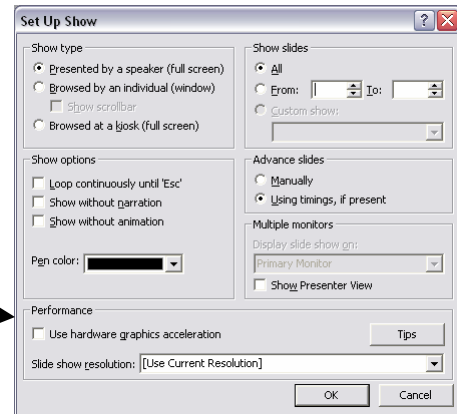
In the next dialog box, click the Troubleshoot tab.



Under Hardware Acceleration, move the slider one level to the left. Click OK.



Disabling video hardware acceleration in Powerpoint
 By default PowerPoint 2002 (XP) does not use Hardware Graphics Acceleration in Slide Show view. This is by design, in order to minimize the chance of video hardware and driver errors. However, it sometimes gets turned on accidentally. If you experience problems during slide shows, choose Slide show, Set-Up Show and remove the check mark next to "Use hardware graphics acceleration".



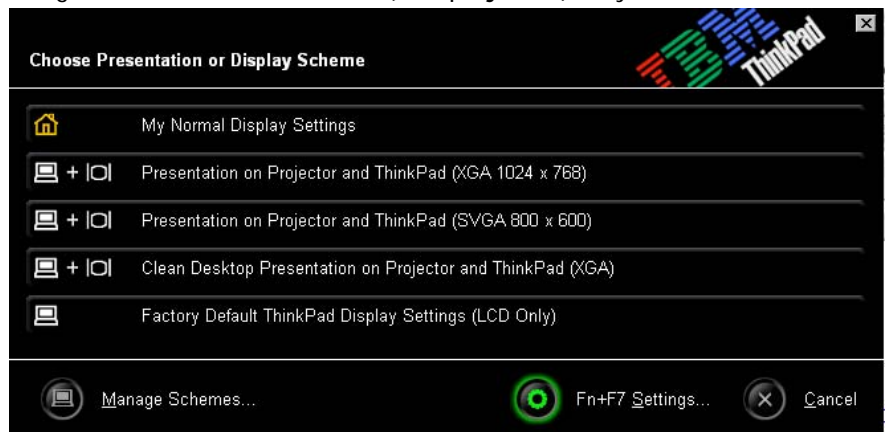
If the suggestions above mentioned do not help:

Try making the laptop display the image on the external monitor (LCD projector) only.

Press Fn and F7 to get the list of display options. (non-IBM laptops may use other key combinations)

If yours is like mine, none of these options are for external monitor only.

Click on Manage Schemes at the bottom left, then click New to create a new display scheme.

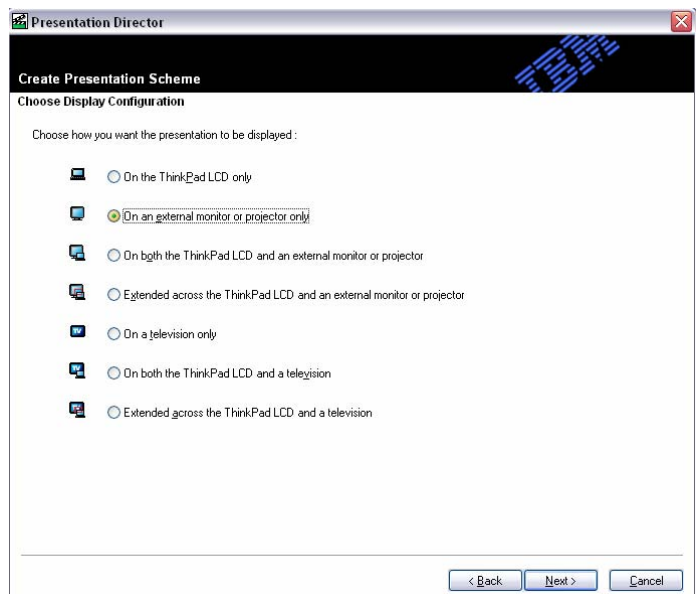


You'll walk through a Presentation Director Wizard.

Choose **On an external monitor or projector only** and click Next.

The default resolution of 1024x768 is fine. Finish going through the wizard. Give this display scheme a name like External Monitor Only.

Now when you press Fn - F7 you'll have an external monitor only option.



Adapted from:

http://www.masterviews.com/2005/05/10/display_embedded_video_clips_within.htm