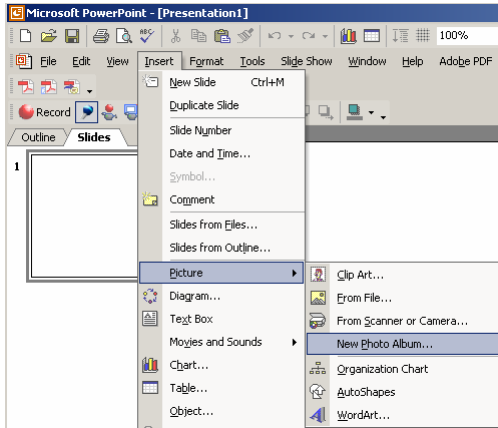


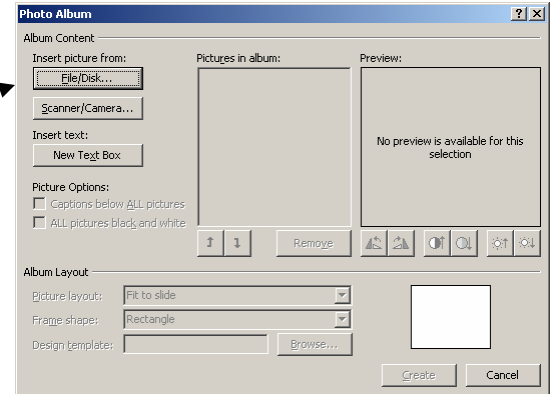
A quick way to get a bunch of pictures into MS PowerPoint.

Launch PowerPoint.

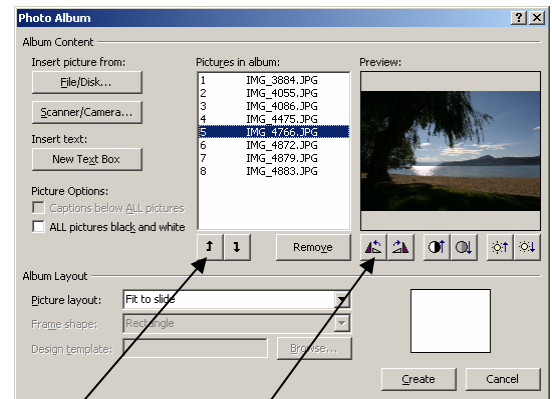
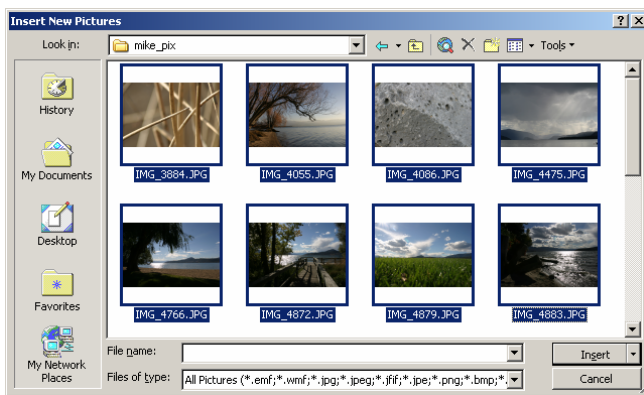
Pull down Insert to Picture to New Photo Album.



If your pictures are on your computer, click File/Disk. If they're on your digital camera, click Scanner/Camera.



Select the pictures you want to include and click Insert.



You can change the order using the Up and Down arrows.

There are buttons to rotate and adjust contract and brightness.

Under Picture layout you can choose how many images you want on each slide. You can also choose a frame shape and design template.

When you click Create, you get a quick and easy PowerPoint slide show.

