

BC Diploma, Associate Degree, and Certificate Student Outcomes Survey - Detailed Report

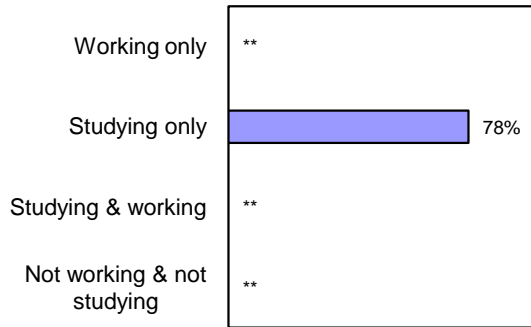
Okanagan College (2010, 2009, 2008)

Program: TTTE: Trades Technology Teacher Education (DIPL)

Number of Students in Program: 26
 Number of Students Surveyed: 18
 Response Rate: 69%

Current Activity

Of Surveyed Students:



Of Surveyed Students Both Working and Studying:

n/a employed full-time and studying
 n/a employed part-time and studying
 ** considered themselves primarily workers not students
 ** considered themselves primarily students not workers

Further Studies After Completing Program

Of Surveyed Students:

83% are currently studying
 94% have taken further studies

Of Those in Related Further Studies: n=15

47% * felt **very well prepared** for further study
 40% * felt **somewhat prepared** for further study

Of Those Who Have Taken Further Studies:

100% have taken further studies at a B.C. public post-secondary institution

Of Those in Further Studies: n=17

76% received expected transfer credits
 0% did not receive expected transfer credits
 6% did not expect transfer credits
 18% did not answer transfer credit questions

Of Those Who Expected to Transfer Credits: n=13

69% * felt **satisfied** or **very satisfied** with the transfer experience

Where are you studying or where did you take further studies?

B.C. Public Post-Secondary Institutions

0% BCIT
 0% Camosun College
 0% Capilano University (formerly Capilano College)
 0% College of New Caledonia
 0% College of the Rockies
 0% Douglas College
 0% Emily Carr University of Art and Design (formerly
 0% Institute of Indigenous Government
 0% Justice Institute of BC
 0% Langara College
 0% Nicola Valley Institute of Technology
 0% North Island College
 0% Northern Lights College
 0% Northwest College
 0% Okanagan College (formerly Okanagan Univ. College)
 0% Selkirk College
 0% Vancouver Community College

0% University of the Fraser Valley (formerly Univ. College of the Fraser Valley)
 0% Kwantlen Polytechnic University (formerly Kwantlen Univ. College)
 0% Vancouver Island University (formerly Malaspina Univ.-College)
 100% University of British Columbia/UBC Okanagan
 0% University of Northern British Columbia
 0% Simon Fraser University
 0% Royal Roads University
 0% Thompson Rivers University (formerly Univ. College of the Cariboo)
 0% Thompson Rivers University - Open Learning (formerly BC Open Learning)
 0% University of Victoria
 0% Other

* Means that fewer than ten students answered this question.

** Means that results are not shown because not enough students answered this question.

NOTE: All percentages are rounded to whole numbers.

"n/a" indicates that there were no valid responses to the question.

BC Diploma, Associate Degree, and Certificate Student Outcomes Survey - Detailed Report

Okanagan College (2010, 2009, 2008)

Program: TTTE: Trades Technology Teacher Education (DIPL)

Number of Students in Program: 26
 Number of Students Surveyed: 18
 Response Rate: 69%

Skill Development and Post-Secondary Experience

(Not all of the following questions were asked every year)

Skill Development.

How well are students prepared to:

	Percent of respondents who felt skill was applicable:					Not applicable
	Very Well	Well	Adequately	Poorly	Very Poorly	
Write clearly and concisely	8% *	33% *	58% *	0%	0%	33% *
Speak effectively	33% *	27% *	33% *	7% *	0%	17% *
Read and comprehend materials	24% *	41% *	35% *	0%	0%	6% *
Work effectively with others	50% *	44% *	6% *	0%	0%	0%
Analyze and think critically	33% *	56%	11% *	0%	0%	0%
Resolve issues or problems	17% *	78%	6% *	0%	0%	0%
Use mathematics	50% *	31% *	19% *	0%	0%	11% *
Use computers	39% *	50% *	11% *	0%	0%	0%
Use other tools and equipment	50% *	44% *	0%	6% *	0%	0%
Learn on your own	50% *	44% *	6% *	0%	0%	0%

Personal Development.

How well are students prepared to:

	Percent of respondents who felt item was applicable:					Not applicable
	Very Well	Well	Adequately	Poorly	Very Poorly	
Decide career / education	33% *	33% *	33% *	0%	0%	0%
Manage work effectively	0%	33% *	33% *	33% *	0%	0%
Understand more about yourself	33% *	67% *	0%	0%	0%	0%
Develop community awareness	33% *	33% *	33% *	0%	0%	0%
Appreciate the arts	0%	100% *	0%	0%	0%	67% *
Increase understanding of society	0%	100% *	0%	0%	0%	0%

Aspects of Program.

How did students rate:

	Percent of respondents who felt aspect was applicable:					Not applicable
	Very Good	Good	Adequate	Poor	Very Poor	
Quality of instruction	33% *	44% *	22% *	0%	0%	0%
Amount of practical experience	33% *	56%	6% *	6% *	0%	0%
Textbooks and learning materials	11% *	44% *	33% *	11% *	0%	0%
Library materials	0%	25% *	50% *	25% *	0%	56%
Quality of computers and software	50% *	28% *	22% *	0%	0%	0%
Quality of other tools / equipment	50% *	39% *	11% *	0%	0%	0%
Availability of instructors outside class	31% *	54% *	15% *	0%	0%	7% *
Helpfulness of instructors outside class	36% *	57% *	7% *	0%	0%	0%
Fair assessments (tests, papers)	27% *	47% *	27% *	0%	0%	0%
Organization of program	12% *	24% *	24% *	41% *	0%	0%

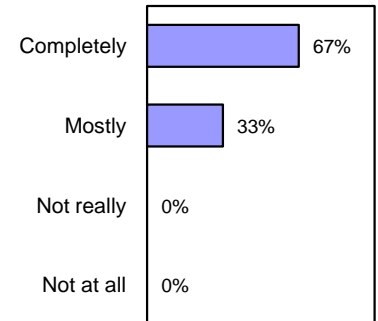
Aspects of Courses.

How did students rate:

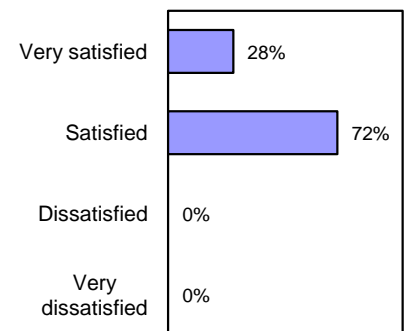
	Percent of respondents who felt aspect was applicable:					Not applicable
	Very Good	Good	Adequate	Poor	Very Poor	
Being up to date	39% *	44% *	17% *	0%	0%	0%
Covering topics relevant to field	44% *	33% *	11% *	11% *	0%	0%
Covering standards used	28% *	50% *	22% *	0%	0%	0%
Synthesizing information	25% *	63% *	13% *	0%	0%	0%
Encouraging to think in new ways	38% *	50% *	13% *	0%	0%	0%
Opportunity for class discussion	75% *	25% *	0%	0%	0%	0%

Overall Satisfaction

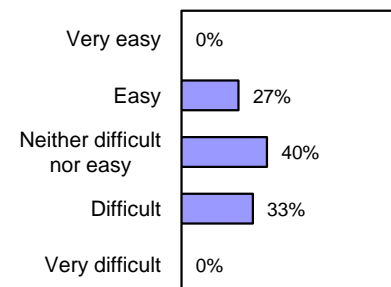
Was your main goal for enrolling met? n=18



How satisfied are you with your education? n=18



What was the level of difficulty of your program? (not asked in 2010) n=15



* Means that fewer than ten students answered this question.

** Means that results are not shown because not enough students answered this question.

NOTE: All percentages are rounded to whole numbers.

"n/a" indicates that there were no valid responses to the question.

BC Diploma, Associate Degree, and Certificate Student Outcomes Survey - Detailed Report

Okanagan College (2010, 2009, 2008)

Program: TTTE: Trades Technology Teacher Education (DIPL)

Number of Students in Program: 26
 Number of Students Surveyed: 18
 Response Rate: 69%

Job Search Experiences

How long did it take you to find your program-related job?

Less than one month		100%	
1 to 2 months	0%		
3 to 4 months	0%		
5 to 6 months	0%		
More than 6 months	0%		n=1

Jobs Obtained

Top 20 Jobs Obtained Related to Program (n=2)

NOC	Number employed in this program-related job	Percent employed (based on all employed)	Median hourly wage (main job)
The data are suppressed to preserve confidentiality	**	**	**
	**	**	**

Results are presented at the 3-digit National Occupation Classification (NOC).

Relatedness of occupation to program is self-reported.

The "Percent employed" is the number employed in the program-related job divided by the number of all employed respondents, not just those with jobs identified as program-related.

* Means that fewer than ten students answered this question.

** Means that results are not shown because not enough students answered this question.

NOTE: All percentages are rounded to whole numbers.