

BC Diploma, Associate Degree, and Certificate Student Outcomes Survey - Detailed Report

Okanagan College (2009, 2008, 2007)

Program: CPC Codes (TTTE: Trades Technology Teacher Education (DIPL))

Number of Students in Program: 22
 Number of Students Surveyed: 15
 Response Rate: 68%

Description of Former Students

Description	Of Students in Program:	Of Surveyed Students:	Surveyed Students' Main Reason For Enrolling
Male	91%	93%	Job skills 27% *
Female	9%	7%	Credential 47% *
Median age (yrs)	28.0	28.0	Credential & job skills 27% *
Aboriginal		0%	Other 0%
Previous Education			Graduation Status
Of Those With a Previous Credential (not asked in 2008): *			Finished program (achieved credential) 100%
Certificate or diploma **			
Degree (university) 0%			

Employment Outcomes

Of Surveyed Students:

Employment Status

** employed full time
** employed part time
** employed hours unknown
** unemployed
** not looking for work

Hourly Wage

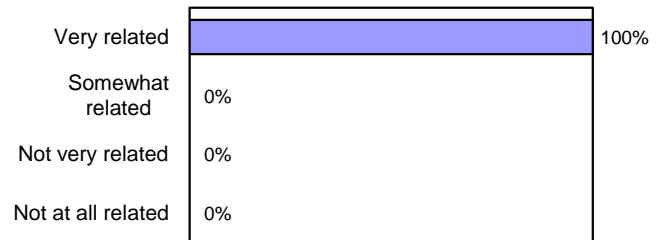
** median hourly wage of main job

Of Those Employed:

Job Status


** employed in a permanent job
** employed in a job related to program
** had current job before/during studies

How related is your job to the program you took?



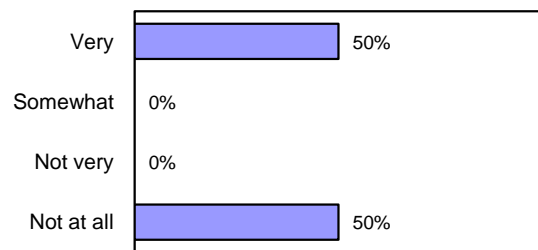
n=2 *

How useful was your program in getting your job? (obtained after studies)



n=1 *

How useful were the knowledge and skills you gained in your program in performing your job?



n=2 *

* Means that fewer than ten students answered this question.

** Means that results are not shown because not enough students answered this question.

"n/a" indicates that there were no valid responses to the question.

NOTE: All percentages are rounded to whole numbers.

BC Diploma, Associate Degree, and Certificate Student Outcomes Survey - Detailed Report


Okanagan College (2009, 2008, 2007)

Program: CPC Codes (TTTE: Trades Technology Teacher Education (DIPL))

Number of Students in Program: 22
 Number of Students Surveyed: 15
 Response Rate: 68%

Current Activity

Of Surveyed Students:



Of Surveyed Students Both Working and Studying:

n/a employed full time and studying
 n/a employed part time and studying
 ** considered themselves primarily workers not students
 ** considered themselves primarily students not workers

Further Studies After Completing Program

Of Surveyed Students:

80% are currently studying
 93% have taken further studies

Of Those in Related Further Studies: n=12

42% * felt **very well prepared** for further study
 42% * felt **somewhat prepared** for further study

Of Those Who Have Taken Further Studies:

100% have taken further studies at a B.C. public post-secondary institution

Of Those in Further Studies: n=14

79% received expected transfer credits
 ** did not receive expected transfer credits
 ** did not expect transfer credits
 ** did not answer transfer credit questions

Of Those Who Expected to Transfer Credits: n=11

64% * felt **satisfied** or **very satisfied** with the transfer experience

Where are you studying or where did you take further studies?

B.C. Public Post-Secondary Institutions

0% BCIT
 0% Camosun College
 0% Capilano University (formerly Capilano College)
 0% College of New Caledonia
 0% College of the Rockies
 0% Douglas College
 0% Emily Carr University of Art and Design (formerly Emily Carr Institute of Art and Design)
 0% Institute of Indigenous Government
 0% Justice Institute of BC
 0% Langara College
 0% Nicola Valley Institute of Technology
 0% North Island College
 0% Northern Lights College
 0% Northwest College
 0% Okanagan College (formerly Okanagan Univ. College)
 0% Selkirk College
 0% Vancouver Community College

0% University of the Fraser Valley (formerly Univ. College of the Fraser Valley)
 0% Kwantlen Polytechnic University (formerly Kwantlen Univ.College)
 0% Vancouver Island University (formerly Malaspina Univ.-College)
 100% University of British Columbia/UBC Okanagan
 0% University of Northern British Columbia
 0% Simon Fraser University
 0% Royal Roads University
 0% Thompson Rivers University (formerly Univ. College of the Cariboo)
 0% Thompson Rivers University - Open Learning (formerly BC Open Learning)
 0% University of Victoria
 0% Other

* Means that fewer than ten students answered this question.

** Means that results are not shown because not enough students answered this question.

NOTE: All percentages are rounded to whole numbers.

"n/a" indicates that there were no valid responses to the question.

BC Diploma, Associate Degree, and Certificate Student Outcomes Survey - Detailed Report

Okanagan College (2009, 2008, 2007)

Program: CPC Codes (TTTE: Trades Technology Teacher Education (DIPL))

Number of Students in Program: 22
 Number of Students Surveyed: 15
 Response Rate: 68%

Skill Development and Post-Secondary Experience

Skill Development.

How well are students prepared to:

	Percent of respondents who felt skill was applicable:					Not applicable
	Very Well	Well	Adequately	Poorly	Very Poorly	
Write clearly and concisely	10% *	30% *	60% *	0%	0%	33% *
Speak effectively	31% *	31% *	31% *	8% *	0%	13% *
Read and comprehend materials	21% *	43% *	36% *	0%	0%	7% *
Work effectively with others	47% *	47% *	7% *	0%	0%	0%
Analyze and think critically	27% *	67% *	7% *	0%	0%	0%
Resolve issues or problems	13% *	87% *	0%	0%	0%	0%
Use mathematics	50% *	36% *	14% *	0%	0%	7% *
Use computers	40% *	53% *	7% *	0%	0%	0%
Use other tools and equipment	47% *	47% *	0%	7% *	0%	0%
Learn on your own	47% *	47% *	7% *	0%	0%	0%

Personal Development.

How well are students prepared to:

	Percent of respondents who felt item was applicable:					Not applicable
	Very Well	Well	Adequately	Poorly	Very Poorly	
Decide career / education	33% *	33% *	33% *	0%	0%	0%
Manage work effectively	0%	33% *	33% *	33% *	0%	0%
Understand more about yourself	33% *	67% *	0%	0%	0%	0%
Develop community awareness	33% *	33% *	33% *	0%	0%	0%
Appreciate the arts	0%	100% *	0%	0%	0%	67% *
Increase understanding of society	0%	100% *	0%	0%	0%	0%

Aspects of Program.

How did students rate:

	Percent of respondents who felt aspect was applicable:					Not applicable
	Very Good	Good	Adequate	Poor	Very Poor	
Quality of instruction	27% *	53% *	20% *	0%	0%	0%
Amount of practical experience	27% *	60% *	7% *	7% *	0%	0%
Textbooks and learning materials	7% *	47% *	40% *	7% *	0%	0%
Library materials	0%	25% *	50% *	25% *	0%	47% *
Quality of computers and software	53% *	33% *	13% *	0%	0%	0%
Quality of other tools / equipment	47% *	40% *	13% *	0%	0%	0%
Availability of instructors outside class	31% *	54% *	15% *	0%	0%	7% *
Helpfulness of instructors outside class	36% *	57% *	7% *	0%	0%	0%
Fair assessments (tests, papers)	27% *	47% *	27% *	0%	0%	0%
Organization of program	7% *	29% *	21% *	43% *	0%	0%

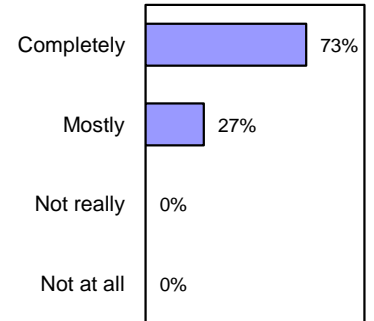
Aspects of Courses.

How did students rate:

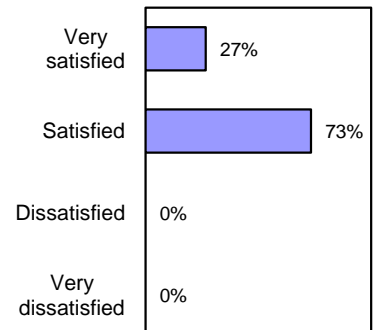
	Percent of respondents who felt aspect was applicable:					Not applicable
	Very Good	Good	Adequate	Poor	Very Poor	
Being up to date	33% *	53% *	13% *	0%	0%	0%
Covering topics relevant to field	40% *	33% *	13% *	13% *	0%	0%
Covering standards used	20% *	53% *	27% *	0%	0%	0%
Synthesizing information	25% *	63% *	13% *	0%	0%	0%
Encouraging to think in new ways	38% *	50% *	13% *	0%	0%	0%
Opportunity for class discussion	75% *	25% *	0%	0%	0%	0%

Overall Satisfaction

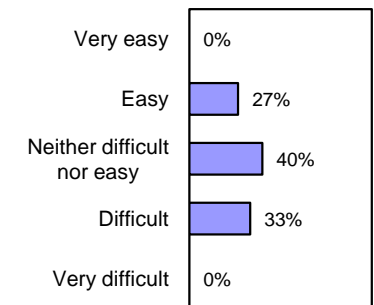
Was your main goal for enrolling met?
 n=15



How satisfied are you with your education?
 n=15



What was the level of difficulty of your program?
 n=15



* Means that fewer than ten students answered this question.

** Means that results are not shown because not enough students answered this question.

NOTE: All percentages are rounded to whole numbers.

"n/a" indicates that there were no valid responses to the question.

BC Diploma, Associate Degree, and Certificate Student Outcomes Survey - Detailed Report

Okanagan College (2009, 2008, 2007)

Program: CPC Codes (TTTE: Trades Technology Teacher Education (DIPL))

Number of Students in Program: 22
 Number of Students Surveyed: 15
 Response Rate: 68%

Job Search Experiences

How long did it take you to find your program-related job?

Less than one month	100%
1 to 2 months	0%
3 to 4 months	0%
5 to 6 months	0%
More than 6 months	0%

n=1

Jobs Obtained

Top 20 Jobs Obtained Related to Program (n=2)

	Number employed in this program-related job	Percent employed	Median hourly wage main job
--	---	------------------	-----------------------------

NOC	Number employed in this program-related job	Percent employed	Median hourly wage main job
The data are suppressed to preserve confidentiality			

Results are presented at the 3-digit National Occupation Classification (NOC).
 Relatedness of occupation to program is self-reported.
 The "Percent Employed" is the number employed in this program-related occupation out of all employed respondents.

* Means that fewer than ten students answered this question.
 ** Means that results are not shown because not enough students answered this question.
 NOTE: All percentages are rounded to whole numbers.