



LEARNING & APPLIED RESEARCH

connecting for learning and innovation

Alternative Assessment Methods

What do they look like?

What will work with your courses?





Learning Outcomes

At the conclusion of today, participants will be able to:

- Identify five innovative assessment strategies that engage students in illustrating their learning.
- Discuss why assessment strategies that engage students reduce cheating and plagiarism.
- Evaluate formative and summative assessment methods for online delivery.



How can students show achievement of the learning outcome?

- Can you effectively assess the learning outcomes using alternative methods which promote better student engagement?
 - Is there a more efficient or effective method to assess the learning outcome?
 - How do you scaffold the assessment?
 - Is there an essential aspect of the learning outcome that dictates a specific assessment format or can the learning outcome be shown in a variety of ways? For example – Identify, Demonstrate, Produce?



**Learning
Outcomes**



**Learning
Assessment**



**Learning
Experiences**



Authentic Assessment

“Real World “ Problems or Situations

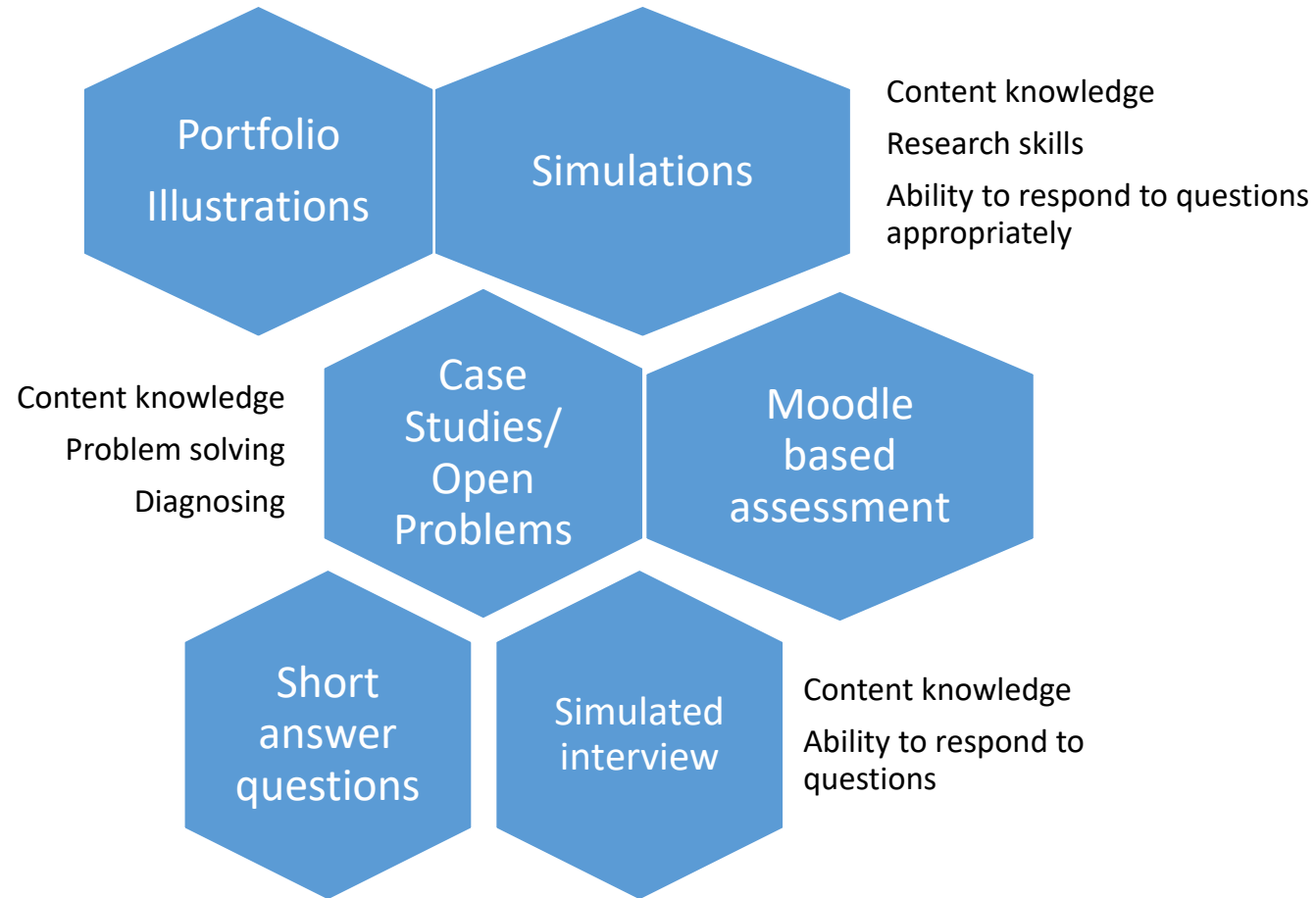
**Direct evidence of
meaningful application
of learning**

**Enhances student
learning by using skills,
knowledge, values and
attitudes that simulate
the learning outcome**

Does your assessment assess what it is supposed to
assess (Learning outcome)?



Types of Assessments



Options for Formative Assessment Online

- In Moodle

- Branched lessons
- Learner generated glossary
- Discussion forums
- Polls
- Choice
- Reflections in Assignment
- Self- evaluation Rubrics
- Practice Quizzes

- In Kaltura or Zoom

- Pair shares in breakout groups
- Polls
- PollEverywhere or Kahoot used in “Share Screen”
- Questions posted in the chat
- Individual or group interviews / oral assessments
- Microsoft Forms as links
- Brainstorming on whiteboards



Moodle Quiz Features

- Comprehensive categorized question bank
 - With a range of question types
- Individualized settings
- Real time monitoring
- Import and export capabilities
- Opportunities for low stakes, continual practice & feedback
- Integration of communication blocks and other Moodle functions e.g. Turnitin, Quickmail
- Options for online proctoring
- Accessibility features such as screenreaders



Suggestions for Success

- Orient Yourself



- Walk through assessments in student mode
- Submit assignments
- Familiarize yourself with tool functions and settings
- Solicit support

- Orient Learners

- Pre-assessments – digital literacy, access to resources
- Walk-throughs via Collaborate
- IT support contacts
- Backchannels for communication
- Practice Quizzes



Microsoft Tools

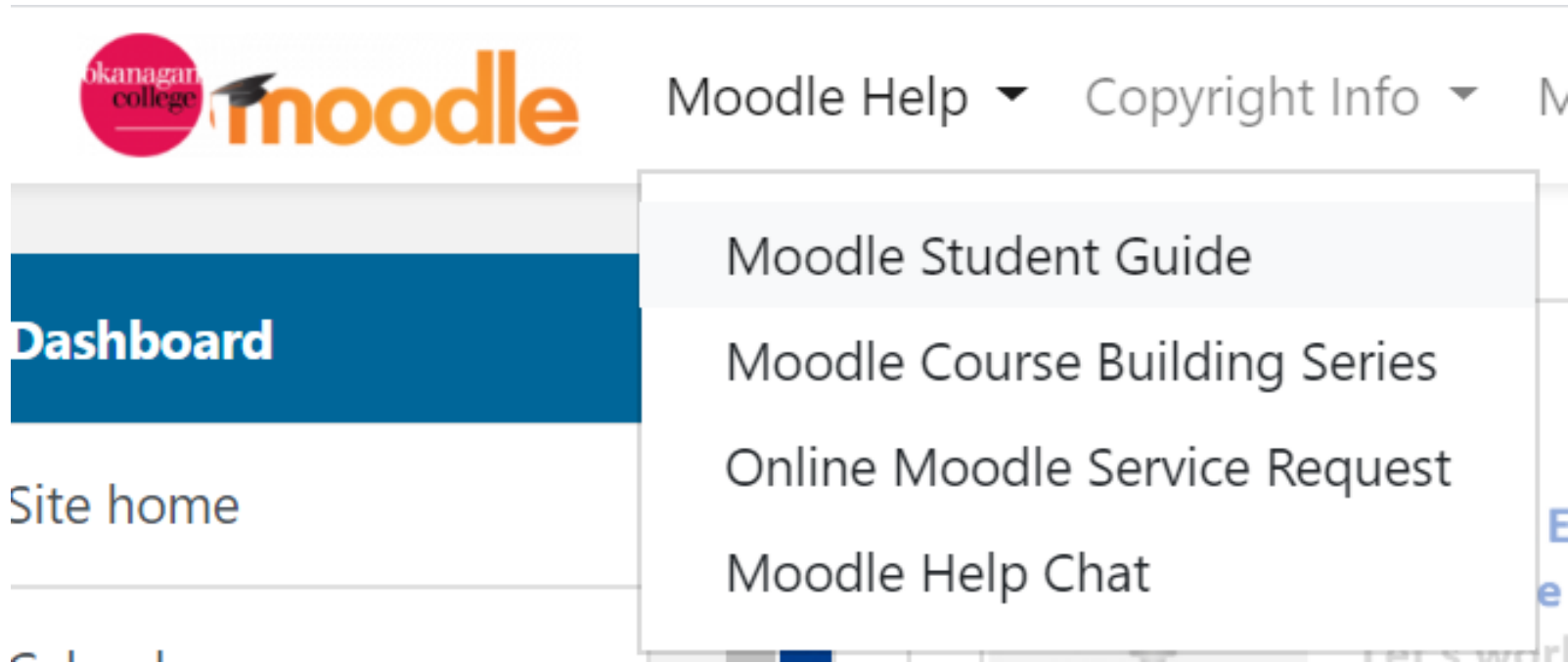


Ideas for further Consideration

- Take questions from line exams to turn into **scenarios / case studies** to become a critical thinking activity
- Perform a **video practical or presentation** with outlined rubric for assessment
- Have students **submit photos** to demonstrate an understanding of a concept
- **Critique videos** – find videos on YouTube and evaluate practice, approaches or content.



Additional Resources



The screenshot shows the Moodle interface for Okanagan College. At the top left is the Okanagan College Moodle logo. To the right are navigation links for "Moodle Help" and "Copyright Info". On the left side, a "Dashboard" menu is visible with "Site home" as an option. A dropdown menu is open from the "Moodle Help" link, listing the following resources:

- Moodle Student Guide
- Moodle Course Building Series
- Online Moodle Service Request
- Moodle Help Chat





LEARNING & APPLIED RESEARCH

connecting for learning and innovation

Meet our Learning and Applied Research Team

**Learning and Applied
Research**
[learningandappliedresearch@
okanagan.bc.ca](mailto:learningandappliedresearch@okanagan.bc.ca)

Chantale Hutchinson
chutchinson@okanagan.bc.ca

Director of Learning and Applied Research
Dr. Beverlie Dietze
bdietze@okanagan.bc.ca

Executive Assistant
Colette Martin
cmartin@okanagan.bc.ca





LEARNING & APPLIED RESEARCH

connecting for learning and innovation

Meet our Education Technology Coordinators

Ben Halsall

edtech@okanagan.bc.ca

Supporting Arts and Health Programs

Tom Esson

edtech@okanagan.bc.ca

Supporting Business, Science and Trades Programs

Dr. Julie Dais

edtech@okanagan.bc.ca

Supporting Continuing Studies Programs

Director of Learning and Applied Research

Dr. Beverlie Dietze

bdietze@okanagan.bc.ca

Executive Assistant

Colette Martin

cmartin@okanagan.bc.ca



More Questions?

- Contact a member of the Learning and Applied Research Team.

